



2025 FINANCIAL PLAN



WELCOME!





AGENDA

-
- Overview
 - Assessment
 - Revenue
 - Expenses
 - Utilities
 - Rate Payer Impact

VISION & MISSION

"GROWING NEEPAWA AS A COMMUNITY OF CHOICE, THROUGH ENHANCED ORGANIZATIONAL EXCELLENCE."

- Promote growth of a safe and caring community,
- Be accountable and transparent
- Provide beneficial and essential services as a community hub
- Encourage and support residents and businesses to invest their time, energy and values in the community.



2024 COMPLETED PROJECTS



Concrete/zero entry
Pool
320 Development
Sundial

Leeboy Grader
Vac Truck
Paving (Patch Work)



ASSESSMENT

-
- Assessment Services is the department responsible for the assessment of all real and personal property in the province, excluding property in the City of Winnipeg.
 - In Manitoba, property is assessed at market value in accordance with The Municipal Assessment Act.
 - Market value is the most probable selling price of the property
 - Regular reassessment ensures that property evaluation keeps pace with real estate market conditions and that property taxes are fair and equitable. This happens every 2 years.
 - Values determined by the Assessment Branch are based on market values for the most part, except for some types of commercial property, which may be valued by different methods.

Basic Formula

Assessment



Mill Rate

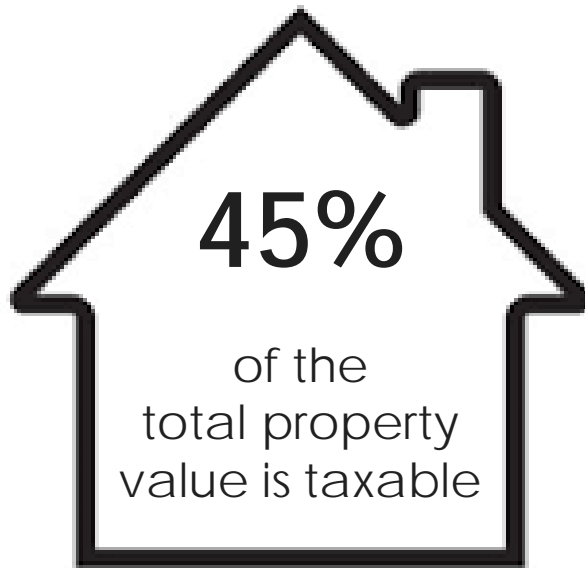


Tax levy

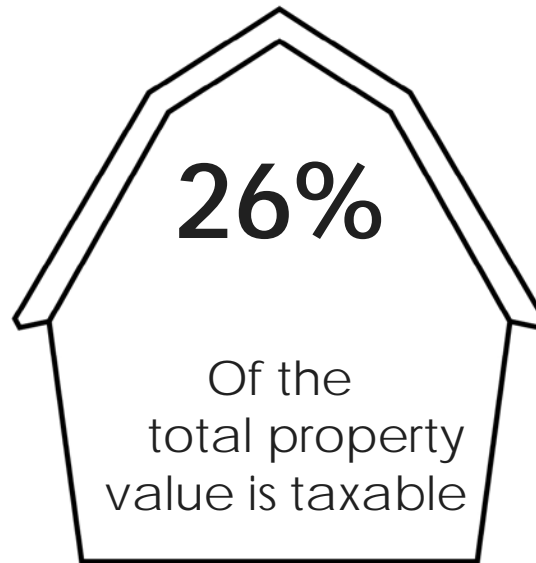
Or Dollar Levy Requirements / Assessment = Mill Rate

PORTIONED ASSESSMENT

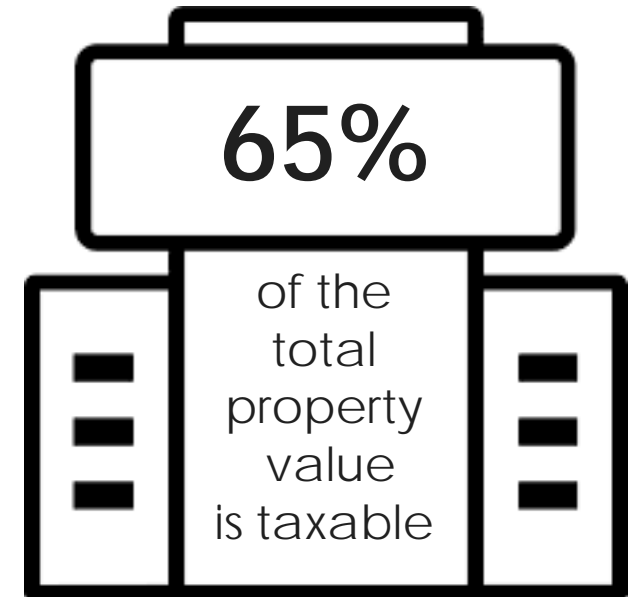
Residential



Farm



Commercial



$\text{Portioned Assessment} \times \text{Mill Rate}/1000 = \text{Property Tax}$

ASSESSMENT

Chart Title

Residential

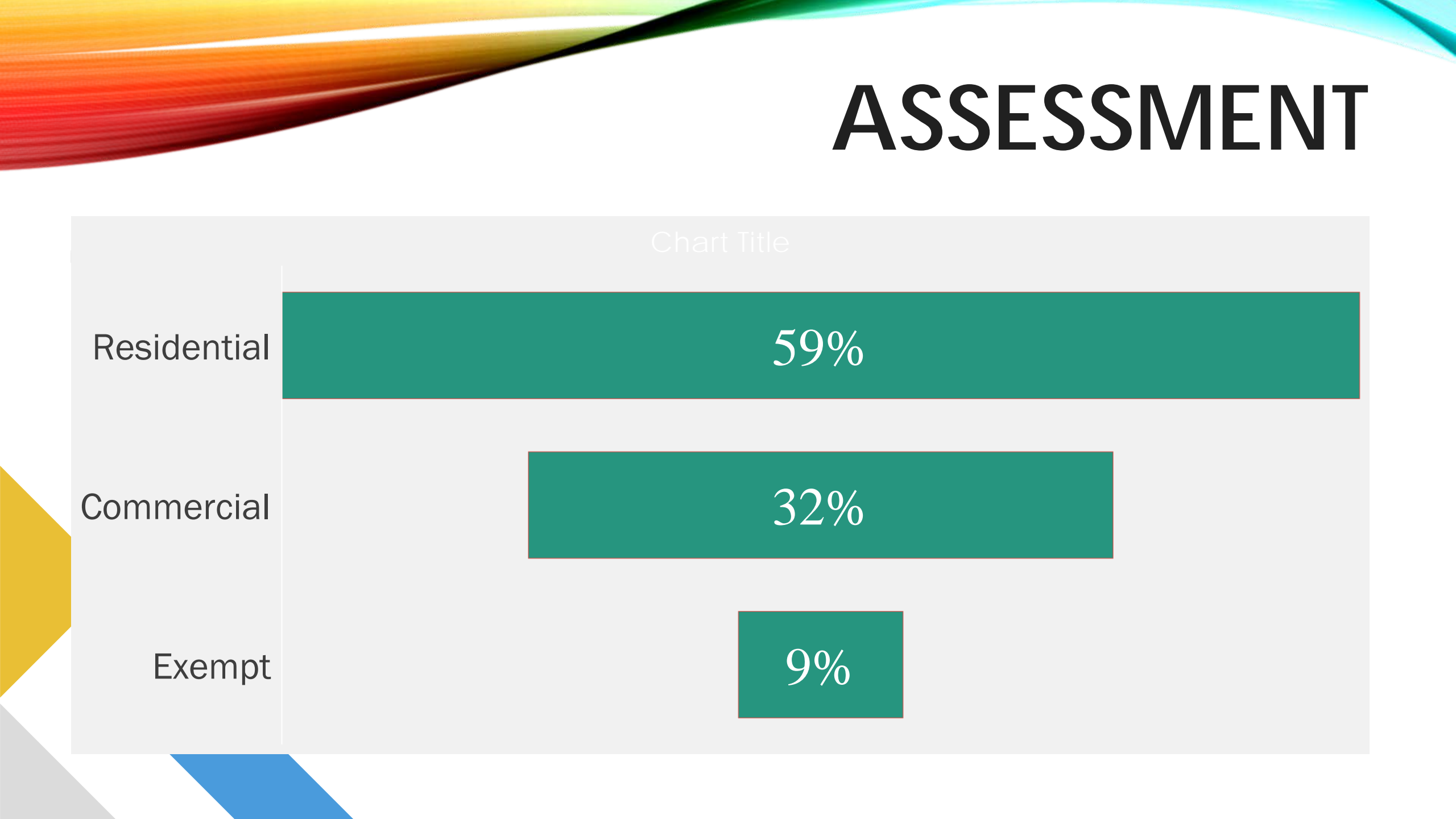
59%

Commercial

32%

Exempt

9%



ASSESSMENT/REVENUE

2025 Town of Neepawa Municipal Assessment - \$532,119,000

Neepawa's assessment has increased by **\$36,464,600** or **7.36%**.

For purposes of taxation, Neepawa's 2025 Portioned Assessment = **\$249,256,810**.

- This increase is new assessment

1 Mill will raise \$249,256.81.

Municipal Mill Rate

(Mill Rate x portioned assessment)/1000 provides the tax base revenue.

The 2025 Municipal Mill Rate will be 22.86 mills, NO CHANGE from 2024

Mill Rate

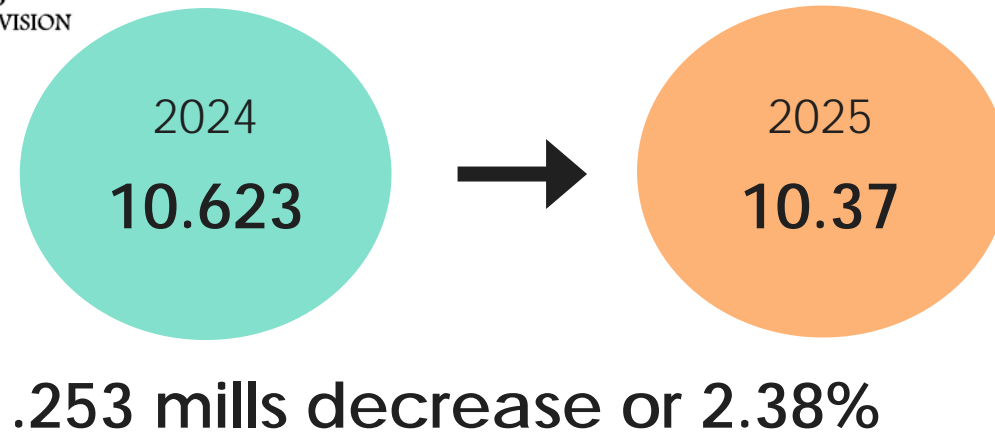


**No
Change**

SCHOOL REQUISITIONS



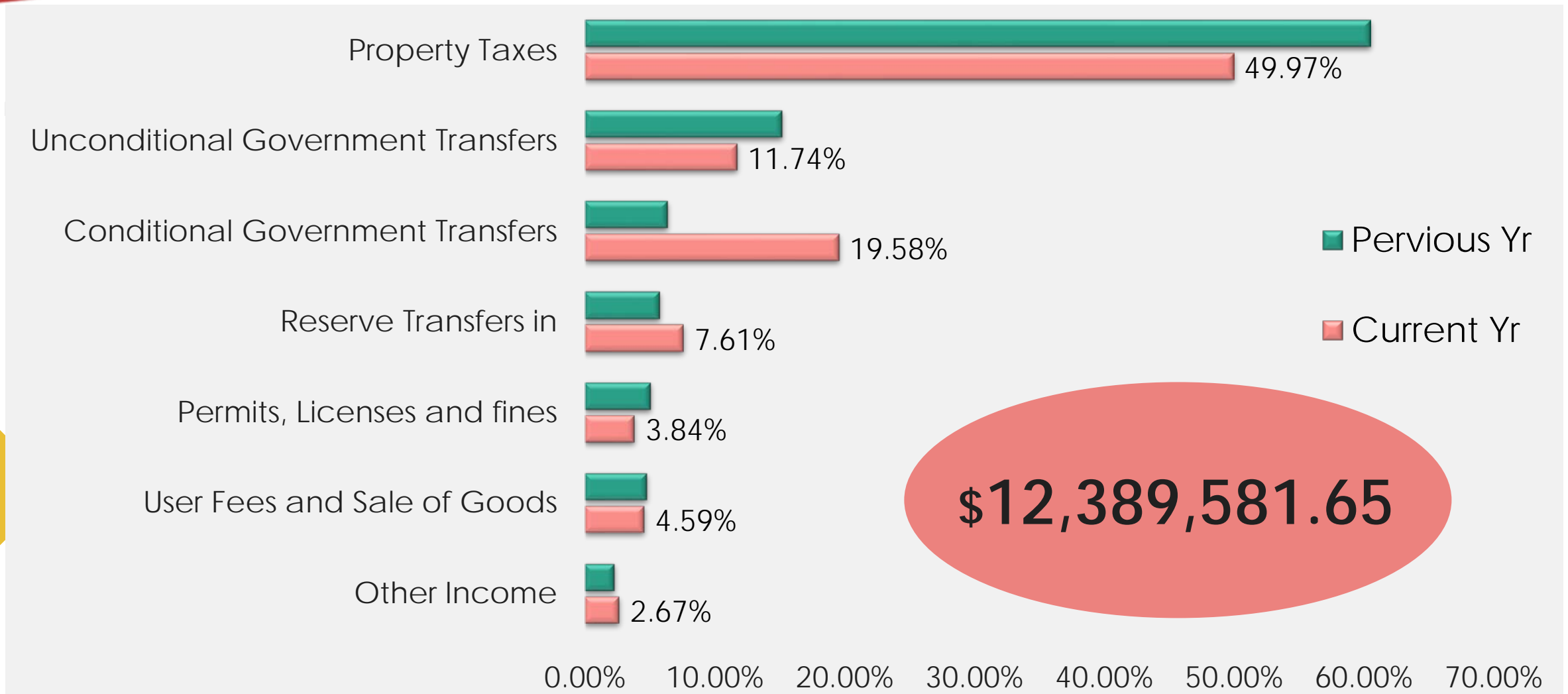
Mill Rate



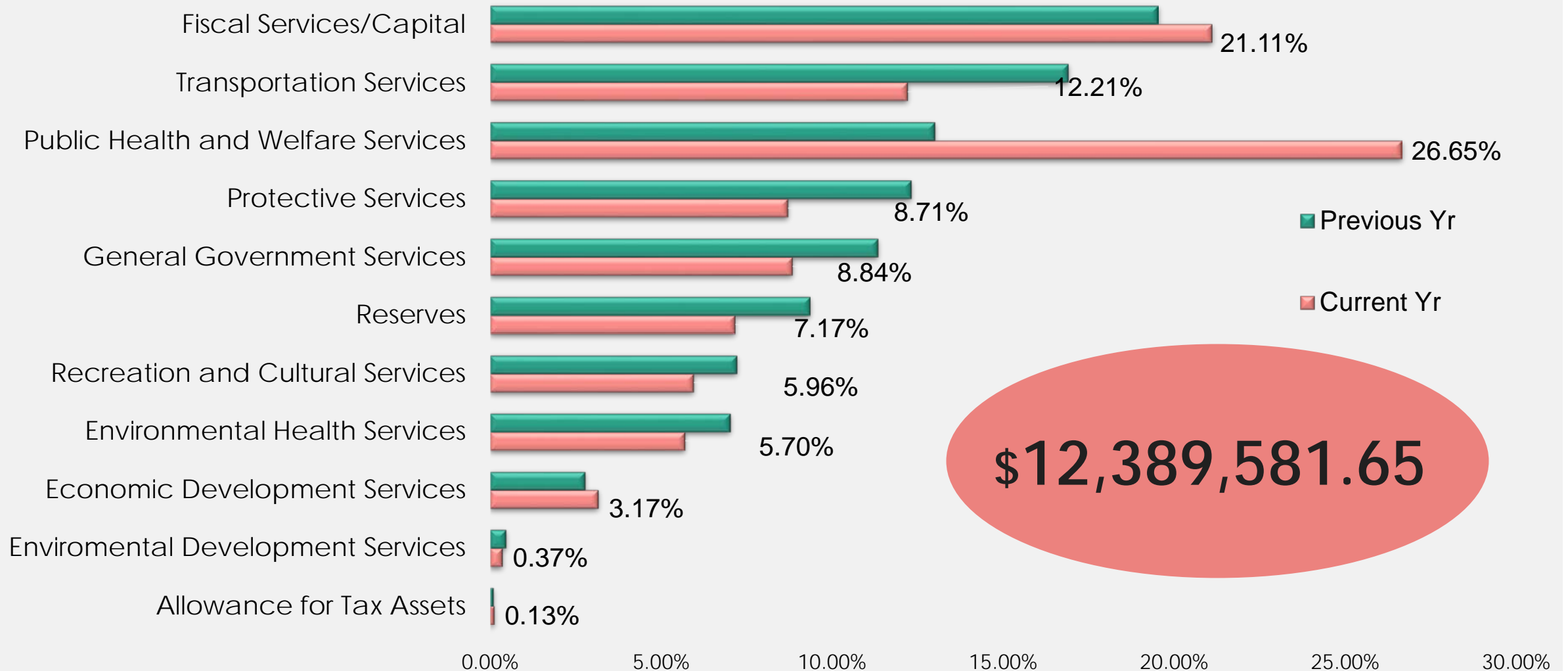
Education Support Levy (ESL)

Residential property owners are not required to pay the Education Support Levy. However, this levy does apply to commercial properties, the rate of which has decreased by 12.44% from 2025 to reflect 7.117 mills

2025 REVENUE



EXPENDITURES



GRANTS

Organization	Grant	PURPOSE & ADDITIONAL Value for Taxpayers
Arts Forward	\$ 15,000.00	12 pre-paid rental for Recreation/Town events
Beautiful Plains Doctor Recruitment	\$ 11,730.00	Physician Attraction
Citizens on Patrol	\$ 1,500.00	Citizen safety
Filcan	\$ 500.00	
HAND	\$ 3,126.75	Senior Services
Margaret Laurence	\$ 1,000.00	
Nactv	\$ 1700.00	
Neepawa Baseball softball	\$ 5,000.00	Upkeep of washrooms at fairgrounds
Neepawa in Bloom & Hort society	\$ 1,000.00	Town Beautification
Yellowhead Center	\$ 103,000.00	Maintenance & Projects; and regularly scheduled public skating sessions
Total Grants Issued:	\$ 143,556.75	

CAPITAL

Purchases for 2025 - \$2,213,142

Office

Computer
Upgrades

\$8,000

Fire Department

Paving Parking
Lot
\$75,000

Bunker Suit
\$2,500

Public Works

Drainage & Roadwork
\$452,000

Tool Cat
\$140,000

Road Construction
\$1,229,142

Studies
\$100,000

Parks & Cemetery

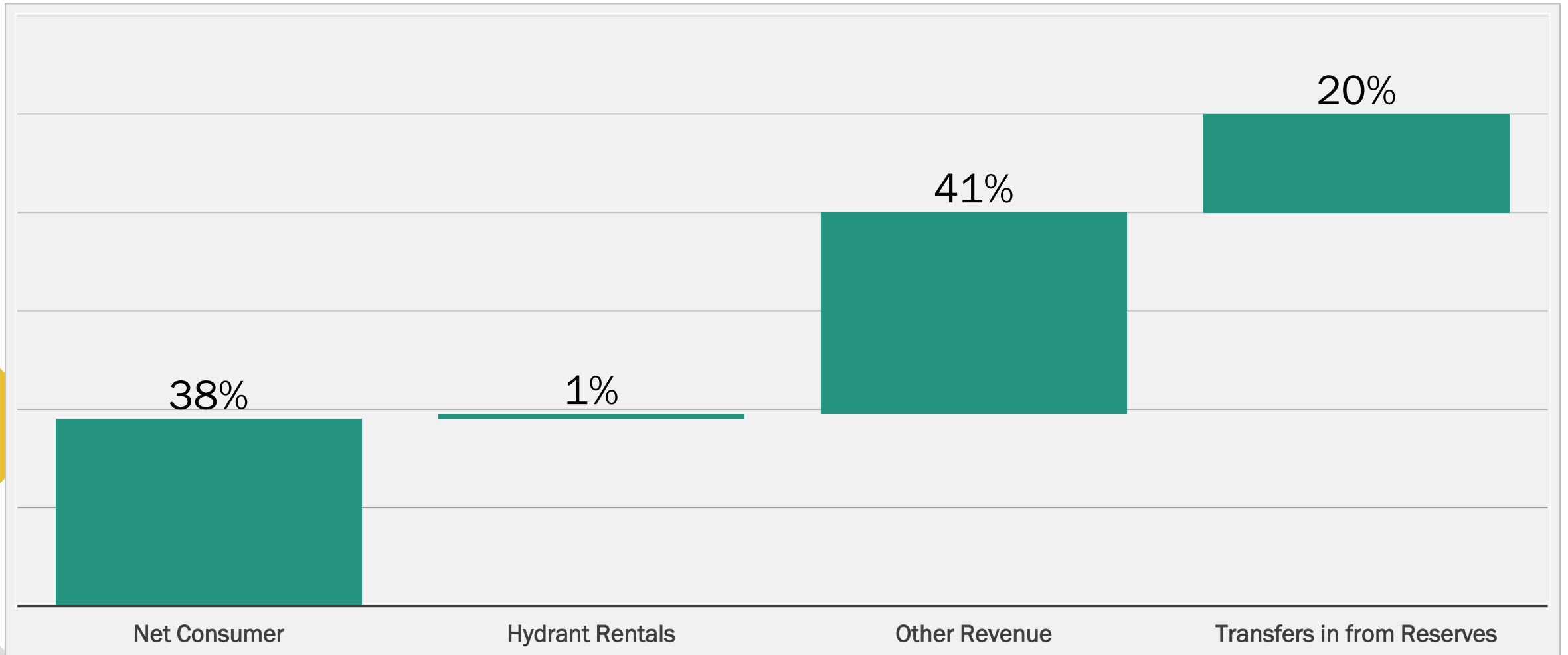
Cemetery
Project
\$178,000

Mower
\$28,500

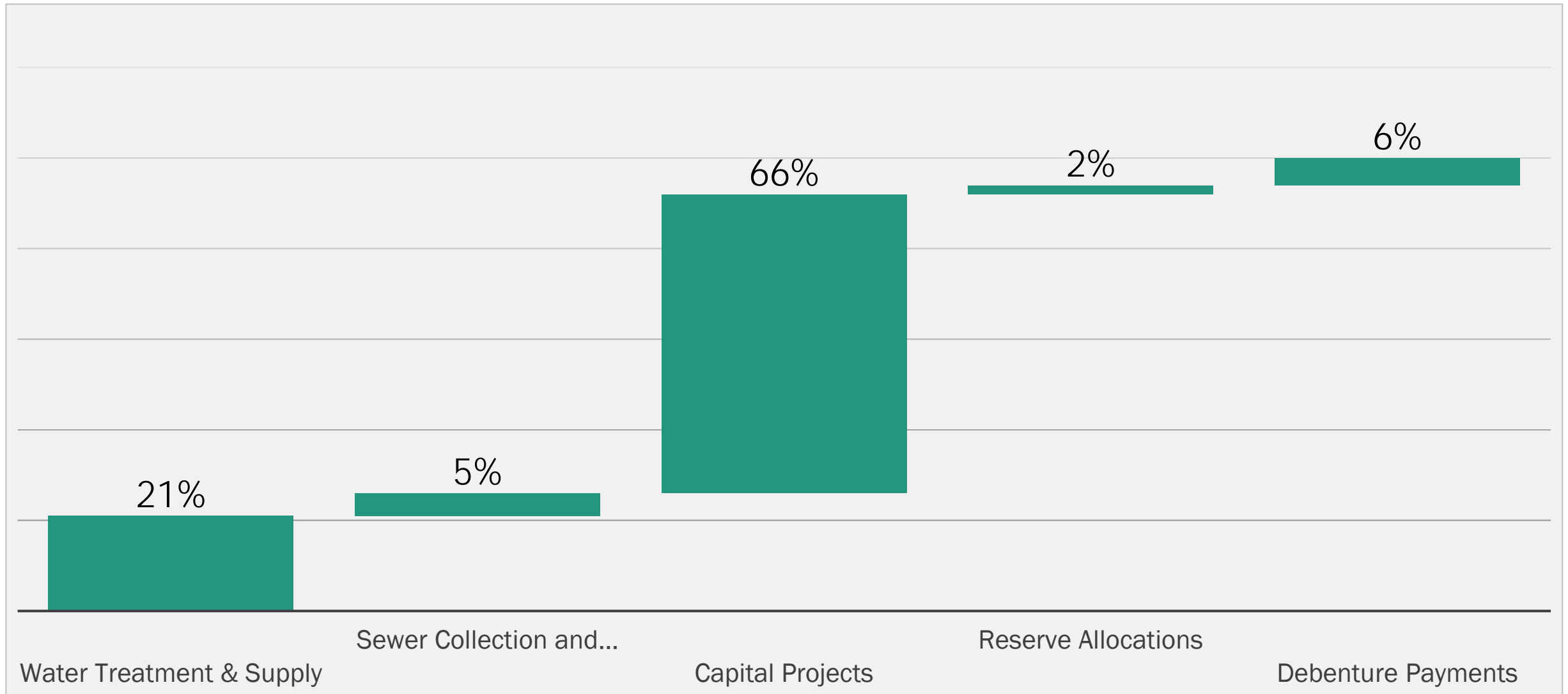
RESERVES

Reserve	Opening Balance	Transfer to Reserves	Transfer From Reserve to Operating	Proposed Balance
General Reserve	1,324,641.71	15,000		1,339,641.71
Building & Land	1,643,685.49	212,409.72	465,000	1,391,095.21
Fire Department	379,591.60	65,000		444,591.60
Public Works & Environment	929,418.32	150,000		1,079,418.32
Recreation & Culture	716,207.49	75,000.00		791,207.49
Cemetery	765,818.54		178,000	587,818.54
Health Care Facility	503,262.39	100,000		603,262.39
Veterans Walk Trust	4,710.15			4,710.15
Gas Tax	1,142,743.47	270,590	300,000	1,113,333.47

UTILITY REVENUE



UTILITY EXPENSES



UTILITY CAPITAL

Water Meters	\$ 30,000
Development Projects	\$ 1,475,000
Well, Mechanization & Booster	\$ 1,650,000
Wastewater Treatment Plant – Phase II	\$ 80,000
NE Development (water/sewer infrastructure)	\$ 1,000,000
New Bulk Water Station	\$ 21,000

Capital Purchases for 2025 = \$4,256,000

UTILITY RESERVES

Reserve	Opening Balance	Transfers-in	Expenditures	Proposed Balance
Utility Water	\$ 1,455,80.45	\$ 100,000.00	\$ 882,210.47	\$ 673,369.98
Utility Sewer	\$ 143,715.86	\$ 20,000.00		\$ 163,715.86

Manitoba School tax rebate –
ELIMINATED
For all Properties except farmland

Educational Property Tax Credit
(EPTC)(\$350) – **REPLACED**
with Homeowners Affordability Tax
Credit (HATC)

(HATC)Lessor of \$1,500 and the
Gross School taxes on your
PRINCIPAL RESIDENCE

Ex 1	School Tax	850.25
	HATC	<u>(850.25)</u>
	School tax Owing	0.00
Ex 2	School Tax	1605.17
	HATC	<u>(1,500.00)</u>
	School Tax Owing	105.17

**NEW HOMEOWNERS
AFFORDABILITY TAX
CREDIT - 2025**

2025 Residential Property Tax Owner Impact

(Based on a per \$100,000 assessment value for a residential property in Neepawa)

	2025			2024			changes			
	Assessment	Mill Rate	Taxes Owning	Assessment	Mill Rate	Taxes Owning	Assessment	Mill Rate	Taxes Owning	%
<u>ASSESSMENT</u>										
Full Assessment	107,000			100,000			7,000			7.00%
Portion %	45%			45%						
<u>PORTIONED ASSESSMENT</u>	48,150			45,000			7,000			7.00%
<u>GENERAL MUNICIPAL</u>										
Municipal Rate	48,150	22.86	1,100.90	45,000	22.86	1,028.70	3,150	0.00	72.20	0.02%
Special Service Levie - Garbage	48,150		125.00	45,000		112.55	3,150		12.45	
<u>NET MUNICIPAL TAXES</u>	48,150	22.864	1,225.90	45,000	22.86	1,141.25	3,150		84.65	
<u>SCHOOL DIVISION</u>										
BPSD # 31	48,150	10.37	499.00	45,000	10.623	478.04	3,150	-0.25	20.96	-2.38%
<u>NET SCHOOL TAXES</u>	48,150		499.00	45,000	10.623	478.04	3,150	-0.25	20.96	
Homeowners Affordability Tax Credit			(499.00)							
Educational Property Tax Credit - 2024						(239.02)				
Manitoba School Tax Rebate - 2024						(239.02)				
<u>CURRENT TAXES</u>			1,225.90			1,141.25			84.65	7.42%

2025 Commercial Property Tax Owner Impact

(Based on a per \$500,000 assessment value for a residential property in Neepawa)

	2025			2024			changes			
	Assessment	Mill Rate	Taxes Owning	Assessment	Mill Rate	Taxes Owning	Assessment	Mill Rate	Taxes Owning	%
<u>ASSESSMENT</u>										
Full Assessment	535,000			500,000			35,000			7.00%
Portion %	65%			65%						
<u>PORTIONED ASSESSMENT</u>	347,750			325,000			35,000			7.00%
<u>GENERAL MUNICIPAL</u>										
Municipal Rate	347,750	22.86	7,950.96	325,000	22.86	7,429.50	22,750	0.00	521.46	0.02%
Special Service Levie - Garbage	347,750		365.00	325,000		337.65	22,750		27.35	
<u>NET MUNICIPAL TAXES</u>	347,750	22.864	8,315.96	325,000	22.86	7,767.15	22,750		548.81	
<u>SCHOOL DIVISION</u>										
Public Schools	347,750	7.117	2,475.00	325,000	8.128	2,641.60	22,750	-1.01	(166.60)	-12.44%
BPSD # 31	347,750	10.37	3,606.00	325,000	10.623	3,452.48	22,750	-0.25	(153.52)	-2.38%
<u>NET SCHOOL TAXES</u>	347,750		6,081.00	325,000	10.623	6,094.08	22,750	-0.25	(320.12)	
<u>Homeowners Affordability Tax Credit</u>										
<u>Educational Property Tax Credit - 2024</u>										
<u>Manitoba School Tax Rebate - 2024</u>										
<u>CURRENT TAXES</u>			14,396.96			13,251.82			1,145.14	8.64%

QUESTIONS?

